

T-DRILL

PRODUCTIVITY AS A PRODUCT.



F-SERIES

Flanging Machines

F-200

F-400

F-SERIES MULTIPURPOSE FLANGING TECHNOLOGY

T-DRILL F-series pipe flanging machines offer new potential in heavy-duty pipe end forming and flanging. Lips/Stub ends, for the use of loose flanges, are formed directly on the end of the pipe – a solution that saves you up to 40% in time and costs compared to traditional weld neck flange connections.

Flanging by using the **T-DRILL** method takes minimum roughly a minute, while a similar process made by welding in stainless steel pipe takes up to one hour, including the preparations. Because of no welding, there's no need for inspection of the welding seam.

T-DRILL FLANGING TECHNOLOGY

The T-DRILL flanging method is approved by

- Pressure Equipment Directive (PED)
- Det Norske Veritas
- Germanischer Lloyd
- Lloyd's Register of Shipping
- Bureau Veritas
- ASME Standard
- ASTM F2015-00



Germanischer Lloyd



INTERNATIONAL
Standards Worldwide



Lloyd's
Register




DNV



ASME
SETTING THE STANDARD



BUREAU
VERITAS



FLANGING TECHNOLOGY


A. Flanging

B. Flaring

C. Expansion

D. Beveling

A



B



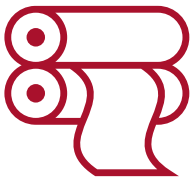
C




D




Perfect for



Pulp and paper industry



Food and brewery processing pipes



Water and wastewater installations




Shipbuilding



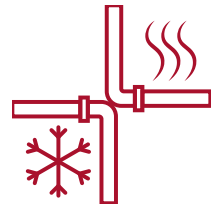
Chemical industry




Mechanical services for multi-story buildings



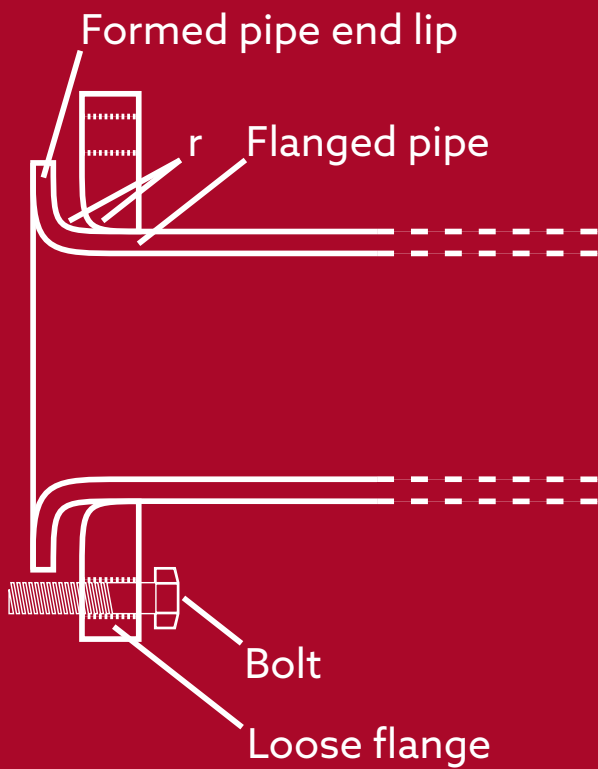
Ventilation systems



District heating and cooling piping



LOOSE FLANGE JOINT

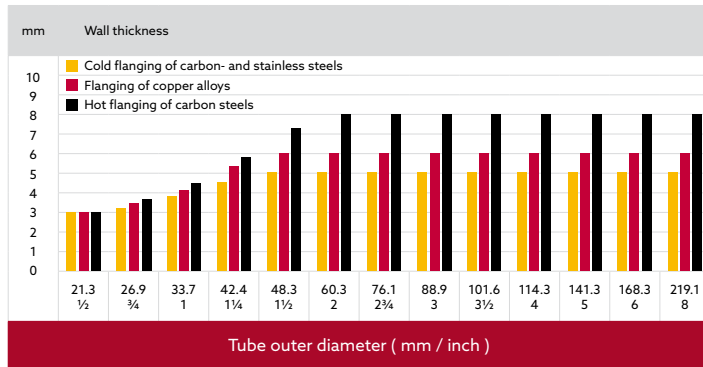




F-200 Flanging machine

The T-DRILL F-200 is capable of both hot and cold forming of most malleable materials within an O.D. range of 21,3-219,1 mm.

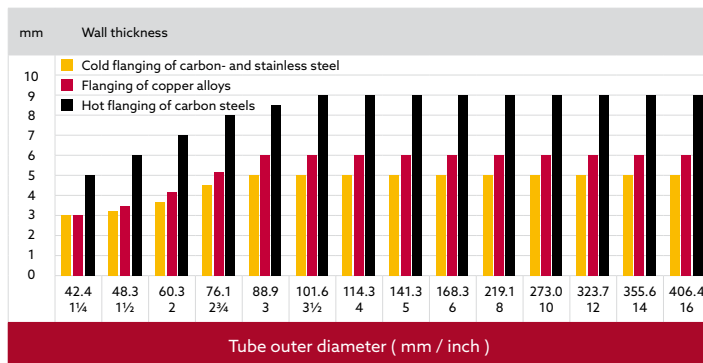
Capacity of F-200



F-400 Flanging machine

The T-DRILL F-400 meets the most demanding requirements of pipe manufacturing on larger O.D. ranges. It is capable of both hot and cold forming within an O.D. range of 42,4-419 mm.

Capacity of F-400

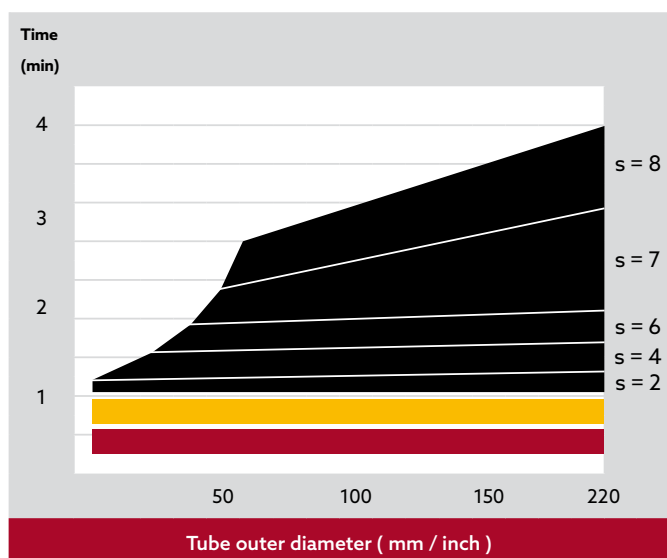


Technical data

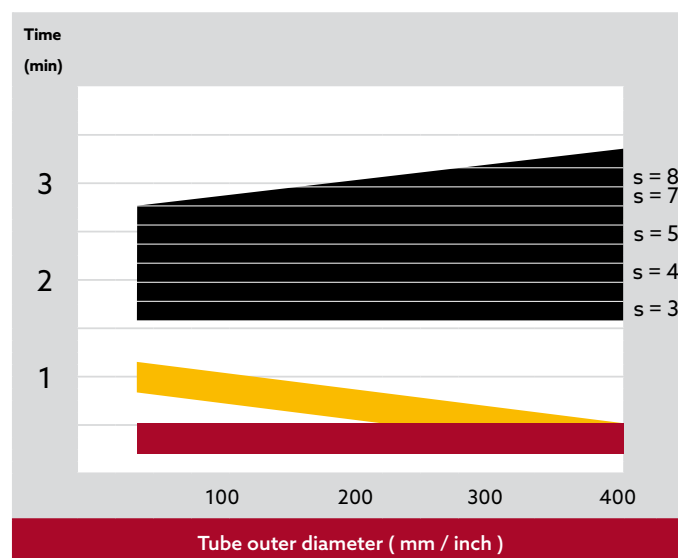
| | F-200 | F-400 |
|----------------------------|---|-------------------------------|
| Pipe to be flanged | Ø21,3-219,1 mm | Ø42,4-419 mm |
| Materials to be formed | Copper, Carbon steels, Stainless steel, Aluminium | |
| Rated power | 10 kW | 15,5 kW |
| Air supply | 6 bar/90 psi | 6 bar/90 psi |
| Motor of hydraulics | 4 kW | 4 kW |
| Hydraulic pump output | 0...23 l/min | 0...25 l/min |
| Gas connections for burner | Oxygen 6 bars, propane 2 bars | Oxygen 6 bars, propane 2 bars |

The information included in this brochure is subject to revision without notice.

Flanging times for F-200



Flanging times for F-400



Sometimes thinner than 2 mm wall pipes needs multi-stage flanging. In case of better flanging time estimation needed, please contact T-DRILL sales.

- Multi-stage flanging
- Flanging in one stage
- Hot flanging on different wall thicknesses

- Multi-stage flanging
- Flanging in one stage
- Hot flanging on different wall thicknesses

The charts above are meant to be suggestive only. Total times depend on the material specifications.

DO IT WITH T-DRILL

Cut costs – Improve quality – Increase profit

- + Cut workshop costs by eliminating the need for welding and X-raying.
- + Precise and stable results, no risk of weld or braze fracture
- + No costly flange inventories or complex equipment needed
- + Fast installation with loose flanges, no bolt-hole positioning
- + Very easy to operate and practically maintenance-free with programmability
- + Hot & cold forming for long and bent pipes, smooth/grooved flanged surfaces.

MANUFACTURER:

T-DRILL

T-DRILL OY

Ampujantie 32
66400, Laihia, FINLAND
Tel. +358 6 475 3333
Fax +358 6 475 3300
sales@t-drill.fi, www.t-drill.fi

REPRESENTED BY:

T-DRILL Industries Inc.

1740 Corporate Drive,
Suite #820, Norcross,
Georgia 30093 USA
Tel. +1-770-925-0520,
Toll-free +1-800-554-2730
Telefax +1-770-925-3912
sales@t-drill.com
www.t-drill.com